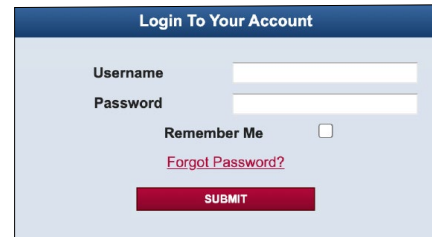


How to Upgrade Your Membership

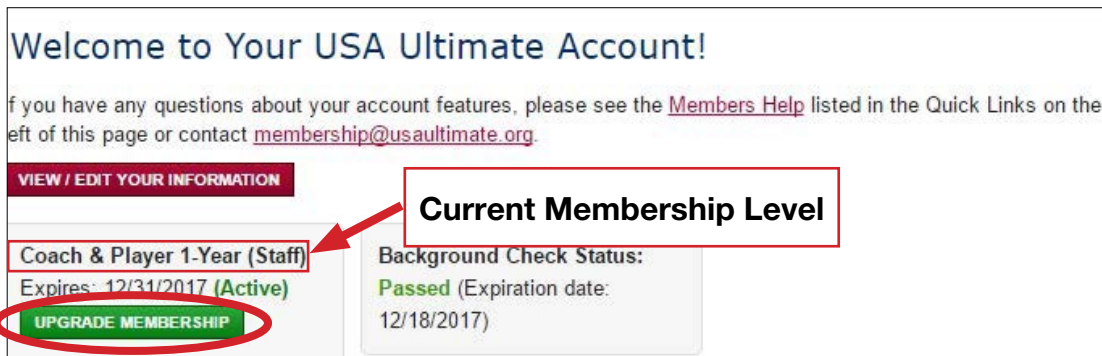
Please see the [Membership page](#) for specific membership benefits and requirements

- 1 Login here:
<http://play.usultimate.org/members/login/>

- 2 You can only upgrade if you have a current membership on your account.
 - If you have a multi-year membership and are not in the first year, then this button will not appear, and you will need to email info@hq.usultimate.org for assistance.
 - Note that if you have a Player-level membership, then you can only upgrade to another player level. If you have a Coach membership then you can upgrade to another Coach-level or Lifetime membership.
 - The upgrade fee is the difference in cost between that of the new membership and your current membership.

- 3 Click on Upgrade Membership



Welcome to Your USA Ultimate Account!

If you have any questions about your account features, please see the [Members Help](#) listed in the Quick Links on the left of this page or contact membership@usultimate.org.

VIEW / EDIT YOUR INFORMATION

Current Membership Level

Coach & Player 1-Year (Staff)
 Expires: 12/31/2017 (Active)
UPGRADE MEMBERSHIP

Background Check Status:
 Passed (Expiration date: 12/18/2017)

How to Upgrade Your Membership

(Continued)

- 4 Select the level of the membership to which you wish to upgrade along with your planned U.S. state of participation for the calendar year.

Please select a membership level:

Select the U.S. State in which you plan to primarily play, coach, organize or participate in 2016. (For Canada or other international location, select N/A.)

CONTINUE

Please select your desired level of membership in order to filter the memberships available for purchase. * See details on available levels at USAUltimate.org/Membership/

- 5 Check the box beside your preferred and eligible membership level and then click next.

Membership Level Selected: **Coach/Player** CHANGE
 Participating State Selected: **CO** CHANGE

1. Membership Options
2. Donation
3. Payment Details

> Denotes Required Field

Your current (active) membership: **Coach & Player 1-Year (Staff)**, Amount Paid: \$0.00

Membership Upgrade Options

Membership	Membership Cost	Upgrade Fee
<input type="checkbox"/> Coach & Player 1-Year	\$69.50	\$69.50
<input type="checkbox"/> Coach & Player 3-Year	\$193.50	\$193.50
<input type="checkbox"/> Coach & Player 5-Year	\$278.00	\$278.00

NEXT >
CANCEL

How to Upgrade Your Membership

(Continued)

- 6 Adding a donation is optional. Click next to proceed to the “Payment Details” tab.

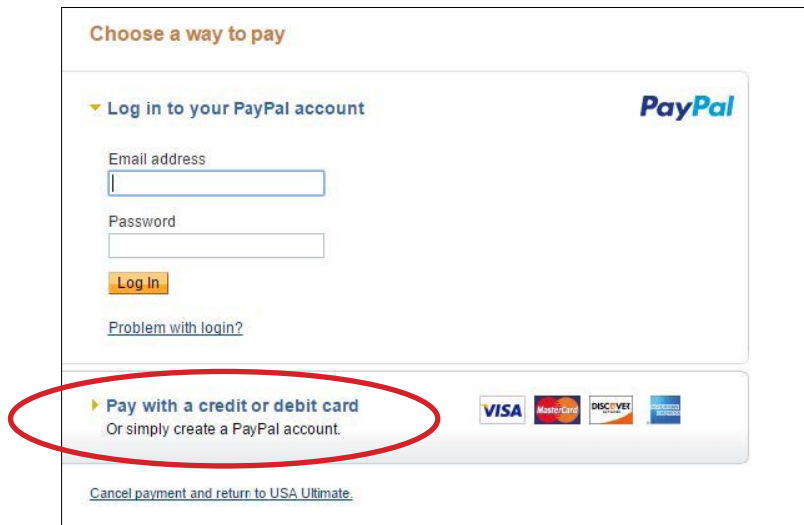
- 7 There are 2 options for payment.
 - “Process Payment” button will allow the user to enter Visa/Mastercard/Discover credit card details on the site (nothing is stored after processing)
 - “PayPal Check out” button will route the user to PayPal’s site (returning the user to the USA Ultimate site after completion) You can use a credit card option here as well, without signing in.

If you have any questions please contact USA Ultimate at info@usultimate.org or 719-219-8322.

How to Upgrade Your Membership

(Continued)

- 8 For the PayPal option, the user can choose to either log in to make a payment with a PayPal account, or select the “Pay with a credit or debit card” option to enter card details that will not be stored by PayPal.



The screenshot shows a payment selection interface titled "Choose a way to pay". It features two main options:

- Log in to your PayPal account**: This option includes a "PayPal" logo, an "Email address" input field, a "Password" input field, a "Log In" button, and a link for "Problem with login?".
- Pay with a credit or debit card**: This option is circled in red and includes the text "Or simply create a PayPal account." and logos for VISA, MasterCard, DISCOVER, and American Express.

At the bottom of the form, there is a link: "Cancel payment and return to USA Ultimate."

* Annual memberships are valid until December 31st of the current calendar year.