
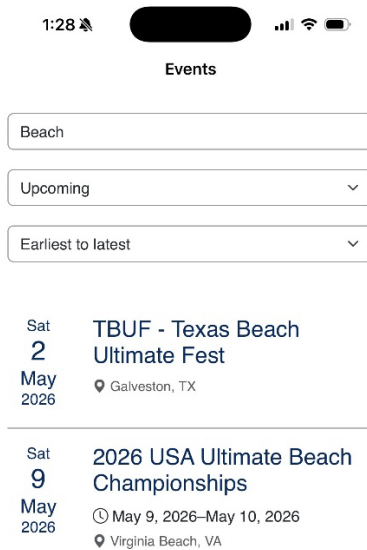


Updating Game Scores with the USA Ultimate App

1. Download and open the USA Ultimate app.
2. Sign into your USA Ultimate account (if you aren't already signed in).
3. Tap on Events in the bottom menu.



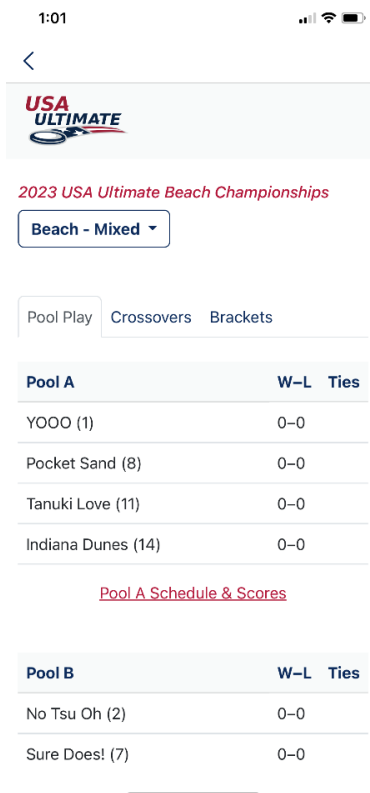
4. Find your event using the Current, Upcoming or Past dropdowns OR by using the Search Events bar. Tap on the event.



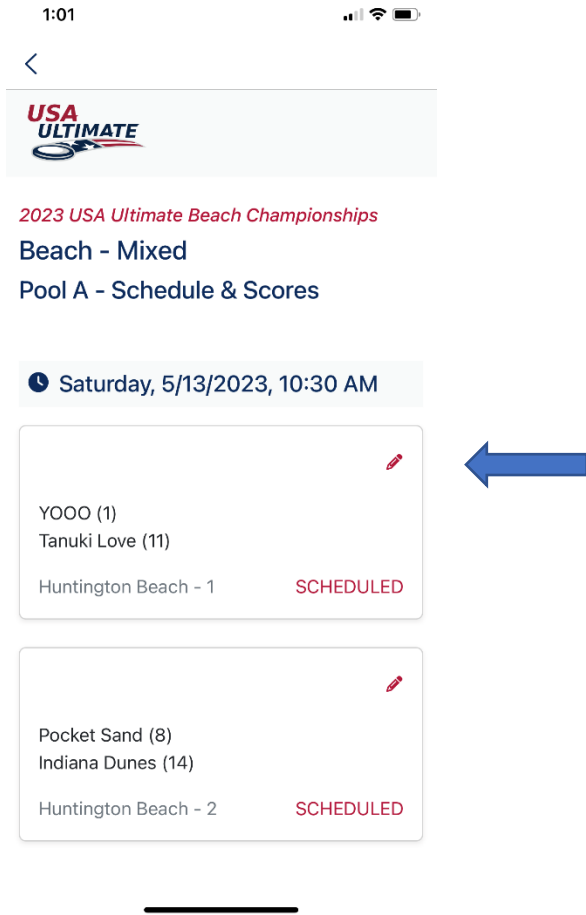
5. Tab on the appropriate Event Division.



6. Find the game whose score you want to update. If it's a pool play game, find the pool and tap on Pool [X] Schedule and Scores. If it's a crossover pool or bracket play, use the tabs at the top of the event page.



7. Tap the pencil icon on the appropriate game. If you're not already logged in, the app will prompt you to login using your USA Ultimate member account credentials (username and password).



8. Use the + or – buttons to change the score. Be sure to use the dropdown to **change the game status** to Final (if the game is over) and **tap Save** when you're finished.

