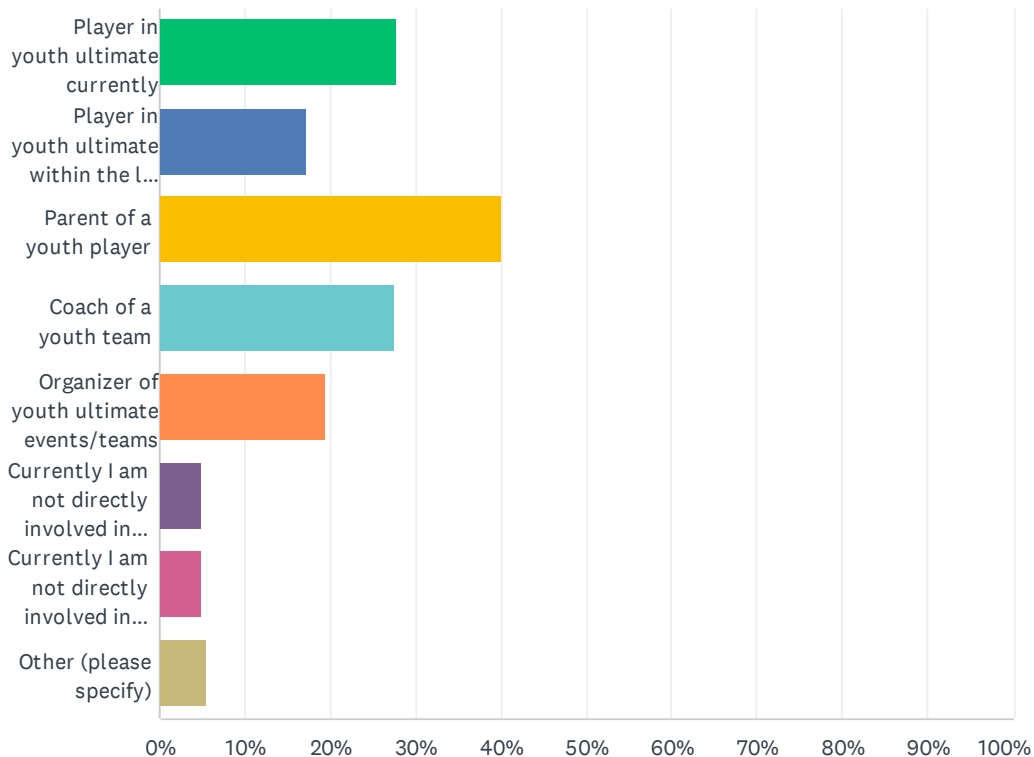


Q1 Which of the following best describe the role(s) you've held in youth ultimate? (please choose all that apply):

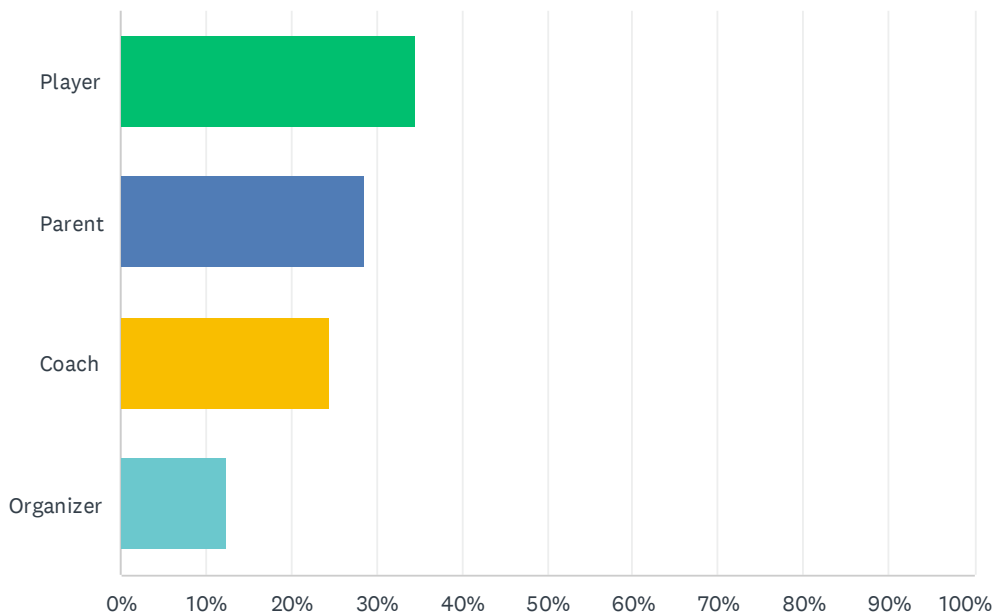
Answered: 808 Skipped: 0



ANSWER CHOICES	RESPONSES	
Player in youth ultimate currently	27.72%	224
Player in youth ultimate within the last 5 years (since 2019)	17.33%	140
Parent of a youth player	40.10%	324
Coach of a youth team	27.48%	222
Organizer of youth ultimate events/teams	19.31%	156
Currently I am not directly involved in youth ultimate, but I believe I will be in one of these roles in the future	4.83%	39
Currently I am not directly involved in youth ultimate, but I am involved with other age groups	4.83%	39
Other (please specify)	5.45%	44
Total Respondents: 808		

Q2 If you selected multiple roles, which is your PRIMARY role in youth ultimate? (dropdown):

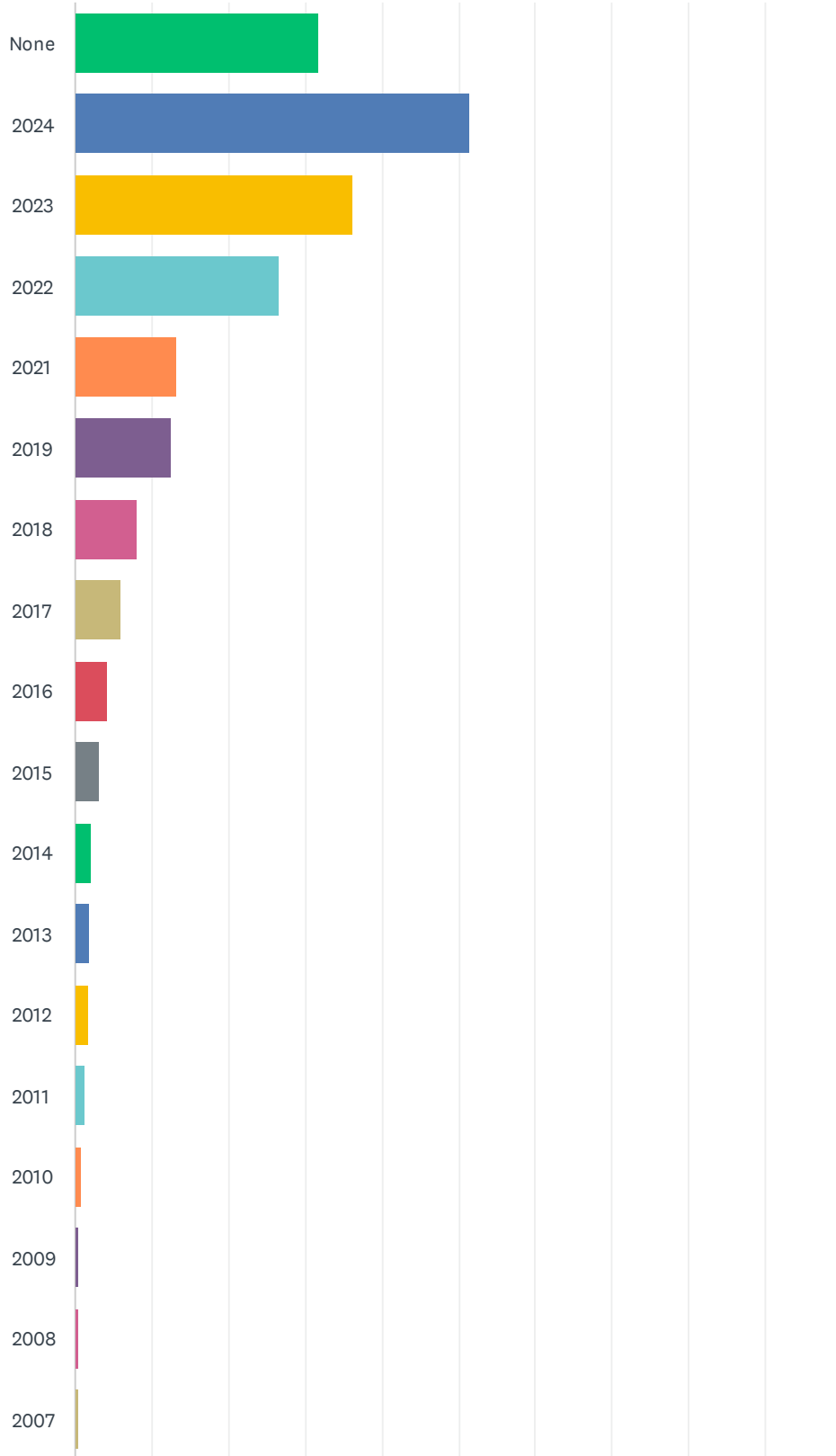
Answered: 474 Skipped: 334



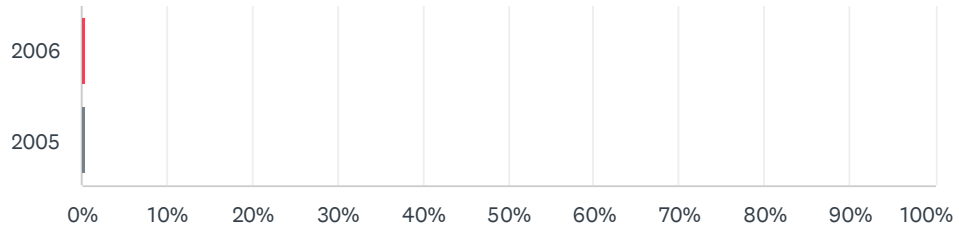
ANSWER CHOICES	RESPONSES	
Player	34.60%	164
Parent	28.48%	135
Coach	24.47%	116
Organizer	12.45%	59
TOTAL		474

Q3 Indicate which years you have attended the Youth Club Championships (YCC):

Answered: 808 Skipped: 0



2024 USA Ultimate Youth Club Competition Structure Survey



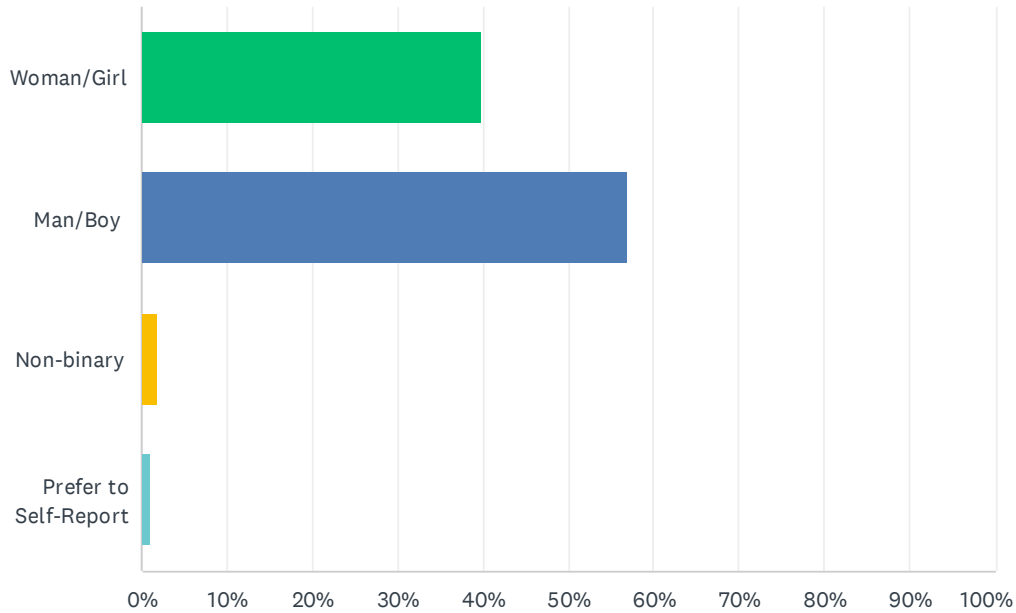
ANSWER CHOICES	RESPONSES	
None	31.68%	256
2024	51.49%	416
2023	36.26%	293
2022	26.61%	215
2021	13.12%	106
2019	12.50%	101
2018	8.17%	66
2017	6.06%	49
2016	4.33%	35
2015	3.09%	25
2014	2.23%	18
2013	1.98%	16
2012	1.73%	14
2011	1.36%	11
2010	0.87%	7
2009	0.50%	4
2008	0.37%	3
2007	0.37%	3
2006	0.37%	3
2005	0.50%	4
Total Respondents: 808		

Q4 What is your 5-digit zipcode?

Answered: 808 Skipped: 0

Q5 Which of the following options most closely aligns with your gender identity?

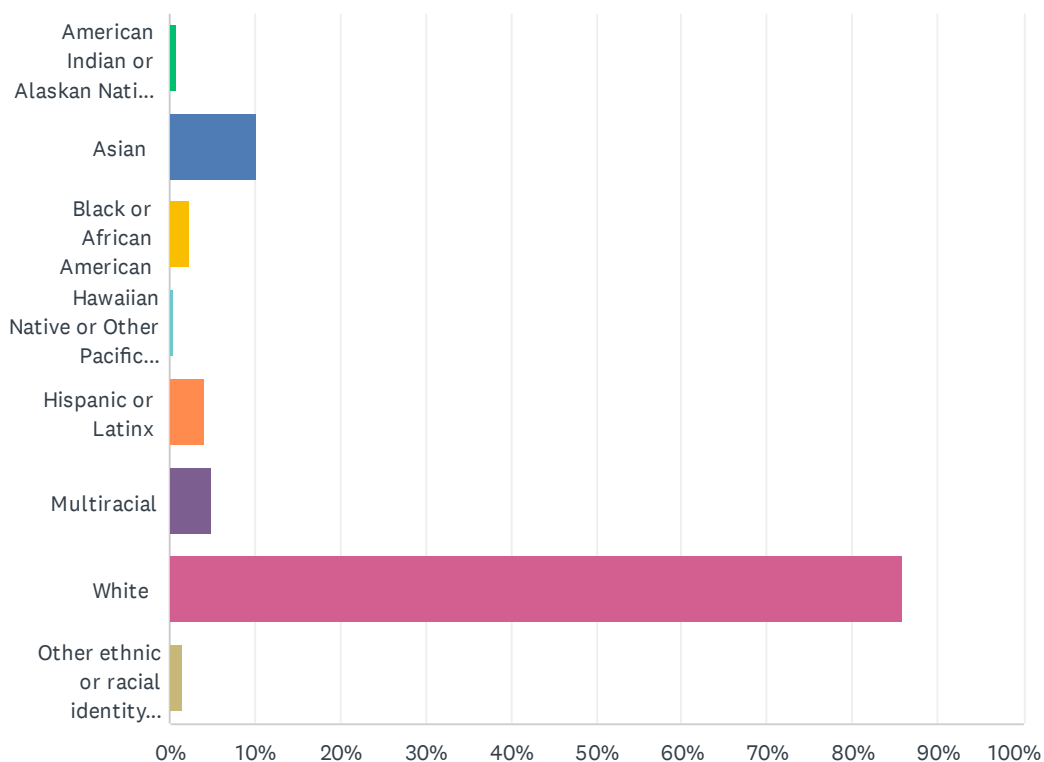
Answered: 795 Skipped: 13



ANSWER CHOICES	RESPONSES	
Woman/Girl	39.87%	317
Man/Boy	56.98%	453
Non-binary	2.01%	16
Prefer to Self-Report	1.13%	9
TOTAL		795

Q6 Which ethnic or racial identity best describe(s) you?

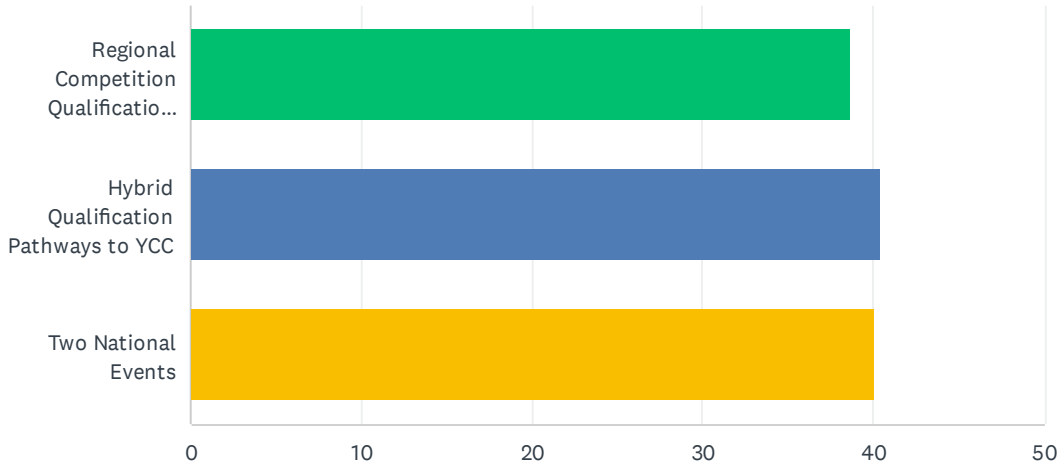
Answered: 778 Skipped: 30



ANSWER CHOICES	RESPONSES	
American Indian or Alaskan Native or Aleutian	0.77%	6
Asian	10.15%	79
Black or African American	2.44%	19
Hawaiian Native or Other Pacific Islander	0.51%	4
Hispanic or Latinx	4.11%	32
Multiracial	4.88%	38
White	85.99%	669
Other ethnic or racial identity (please specify)	1.41%	11
Total Respondents: 778		

Q7 You have up to 100 total points to distribute/award among these 3 new structures. How many points would you award each? For example, you might give all 100 points to one, or 50 points to each of two that you like equally, etc.

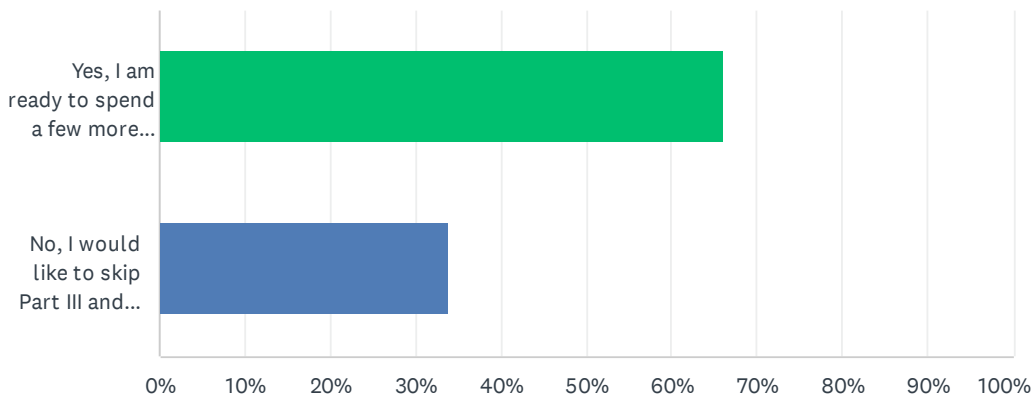
Answered: 474 Skipped: 334



ANSWER CHOICES	AVERAGE NUMBER	TOTAL NUMBER	RESPONSES
Regional Competition Qualification for YCC	39	14,967	387
Hybrid Qualification Pathways to YCC	40	16,437	407
Two National Events	40	15,996	399
Total Respondents: 474			

Q8 Would you like to continue to Part III to answer more specific questions about the details of the structure? Or would you like to skip and submit your response? All Part III questions are optional, and answering all will take about 10-15 minutes. You may also return to edit your survey response any time before the survey closes.

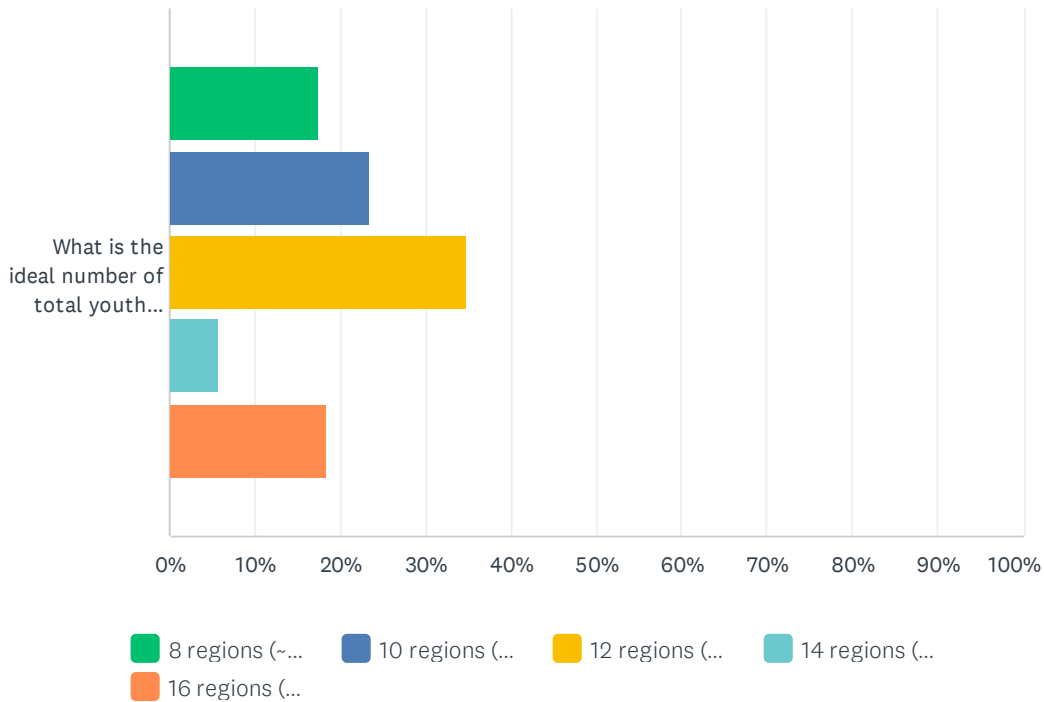
Answered: 474 Skipped: 334



ANSWER CHOICES	RESPONSES	
Yes, I am ready to spend a few more minutes responding to detailed components in Part III.	66.03%	313
No, I would like to skip Part III and submit my response.	33.97%	161
TOTAL		474

Q9 The number of youth club regions across the U.S. that qualify one or more teams to national events is important for such considerations as distance and competition level. With more regions, the smaller and more geographically accessible each regional event is with less driving distance on average. With fewer regions, the larger and more competitive each regional event will typically be, with more bids to nationals per region available.

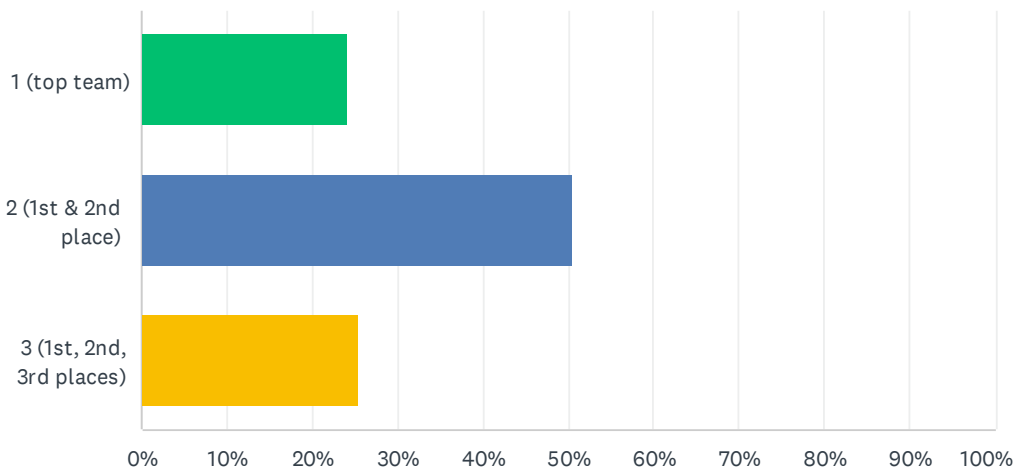
Answered: 256 Skipped: 552



	8 REGIONS (~6 STATES IN EACH)	10 REGIONS (~5 STATES IN EACH)	12 REGIONS (~4 STATES IN EACH)	14 REGIONS (~3.5 STATES IN EACH)	16 REGIONS (~3 STATES IN EACH)	TOTAL
What is the ideal number of total youth club regions?	17.58% 45	23.44% 60	34.77% 89	5.86% 15	18.36% 47	256

Q10 If a division at nationals can only include 16-20 teams, what is the minimum number of teams that should qualify from each and every region?

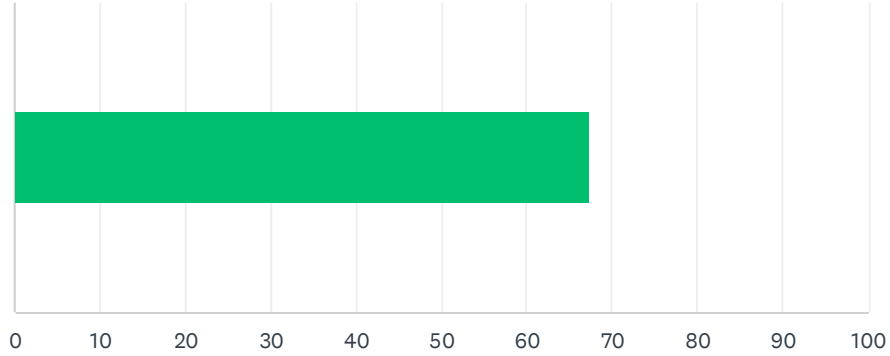
Answered: 257 Skipped: 551



ANSWER CHOICES	RESPONSES
1 (top team)	24.12% 62
2 (1st & 2nd place)	50.58% 130
3 (1st, 2nd, 3rd places)	25.29% 65
TOTAL	257

Q11 Should regions have a way to be able to earn extra qualification bids to nationals?

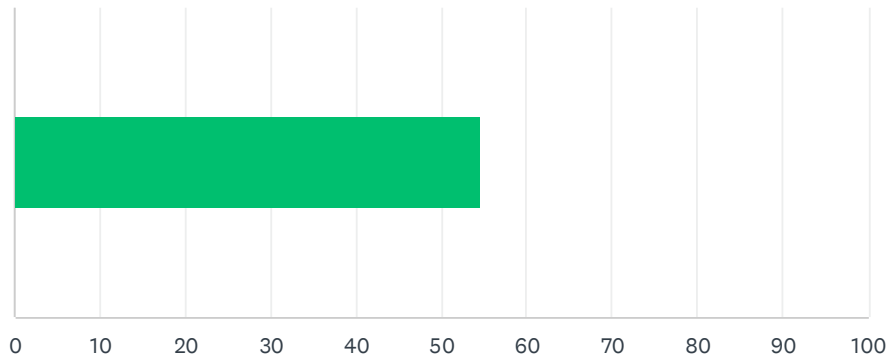
Answered: 258 Skipped: 550



ANSWER CHOICES	AVERAGE NUMBER	TOTAL NUMBER	RESPONSES
	67	17,407	258
Total Respondents: 258			

Q12 Should regions earn extra qualification bids to nationals for non-competition priorities/reasons? (growth, size, outreach, equity, diversity, etc.)

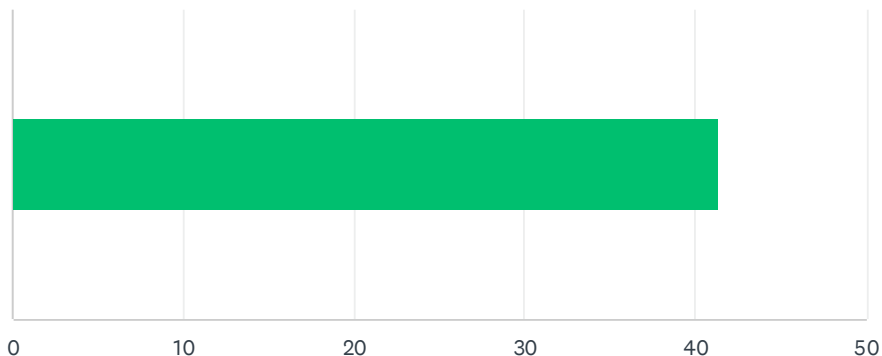
Answered: 241 Skipped: 567



ANSWER CHOICES	AVERAGE NUMBER	TOTAL NUMBER	RESPONSES
	55	13,163	241
Total Respondents: 241			

Q13 Should teams be able to qualify directly for nationals, regardless of regional performance, for non-competition priorities/reasons? (local growth, size, outreach, equity, diversity, etc.)

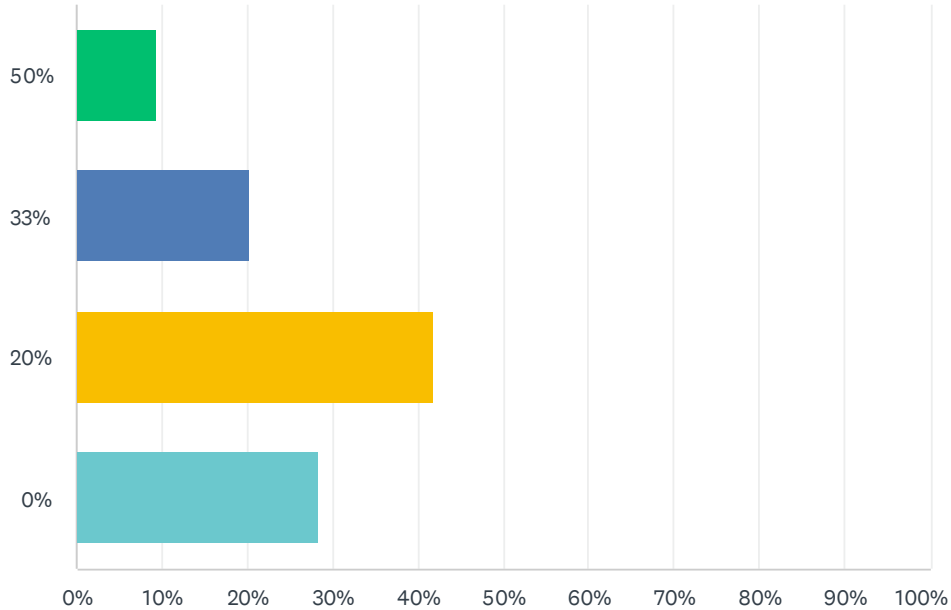
Answered: 243 Skipped: 565



ANSWER CHOICES	AVERAGE NUMBER	TOTAL NUMBER	RESPONSES
	41	10,051	243
Total Respondents: 243			

Q14 If they could, what percentage of teams at nationals should be able to qualify directly based on non-competition priorities/reasons (local growth, size, outreach, equity, diversity, etc.), regardless of regional performance?

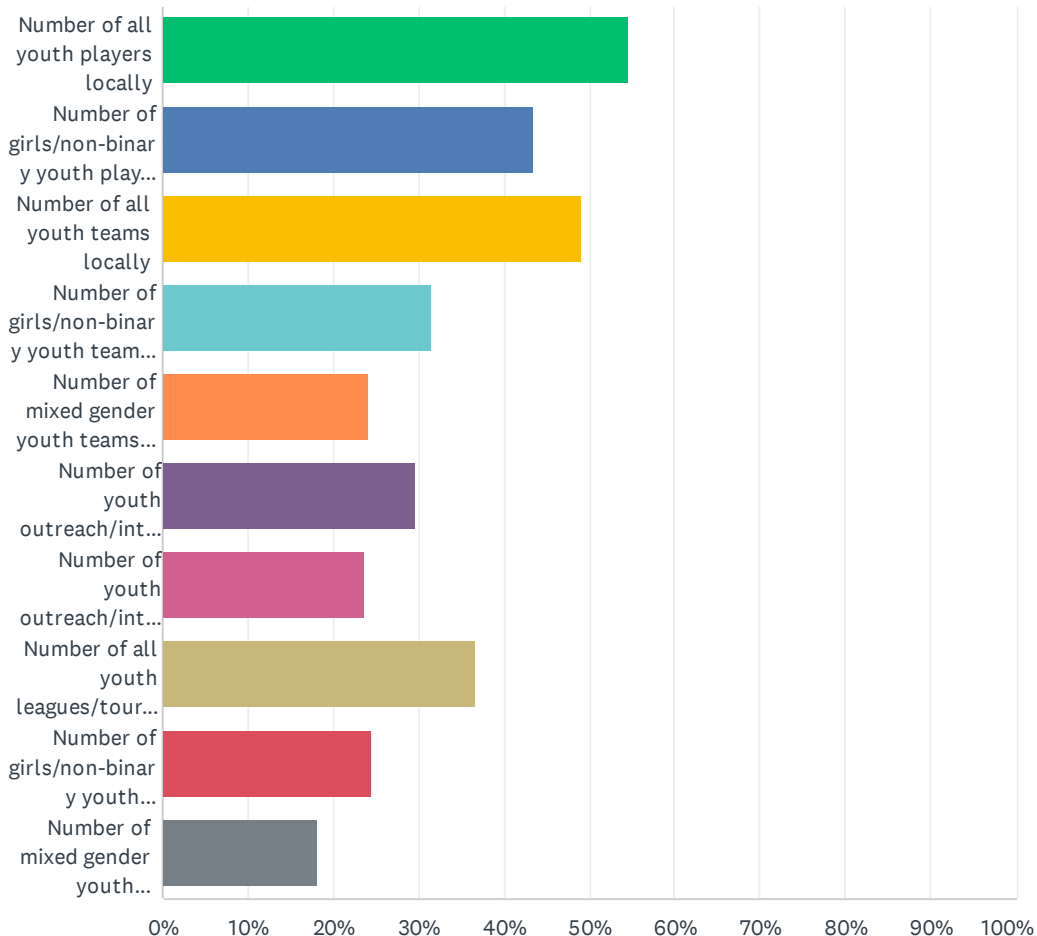
Answered: 246 Skipped: 562



ANSWER CHOICES	RESPONSES	
50%	9.35%	23
33%	20.33%	50
20%	41.87%	103
0%	28.46%	70
TOTAL		246

Q15 Which of these categories should earn priority in a system that allows some teams direct bids to nationals?

Answered: 216 Skipped: 592



2024 USA Ultimate Youth Club Competition Structure Survey

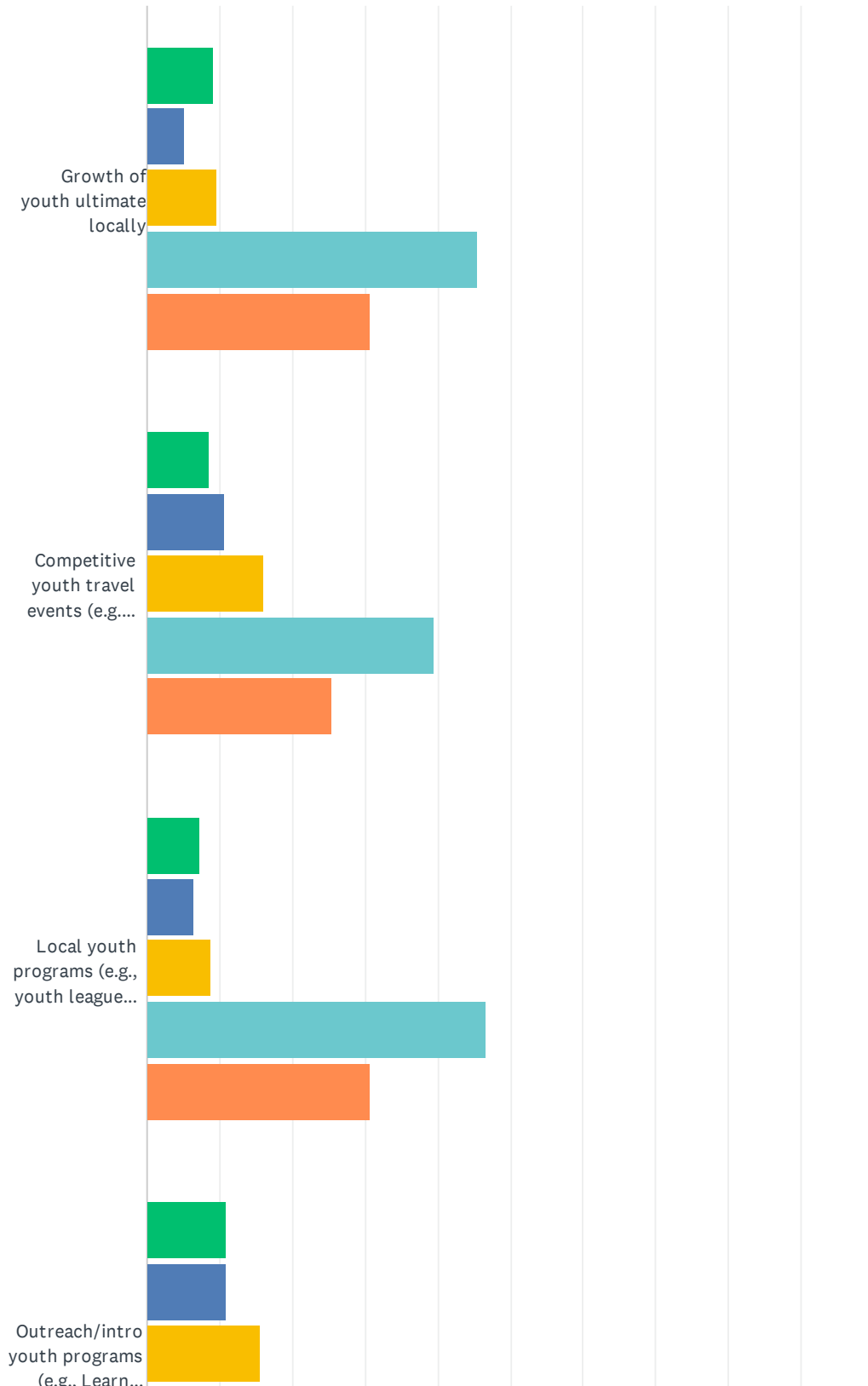
ANSWER CHOICES	RESPONSES	
Number of all youth players locally	54.63%	118
Number of girls/non-binary youth players locally	43.52%	94
Number of all youth teams locally	49.07%	106
Number of girls/non-binary youth teams locally	31.48%	68
Number of mixed gender youth teams locally	24.07%	52
Number of youth outreach/intro events hosted locally	29.63%	64
Number of youth outreach/intro participants locally	23.61%	51
Number of all youth leagues/tournaments hosted locally	36.57%	79
Number of girls/non-binary youth leagues/tournaments hosted locally	24.54%	53
Number of mixed gender youth leagues/tournaments hosted locally	18.06%	39
Total Respondents: 216		

Q16 What do you think about a points-based system, vs a priority tree, for measuring state and local playing opportunities for awarding non-competition priority bids?

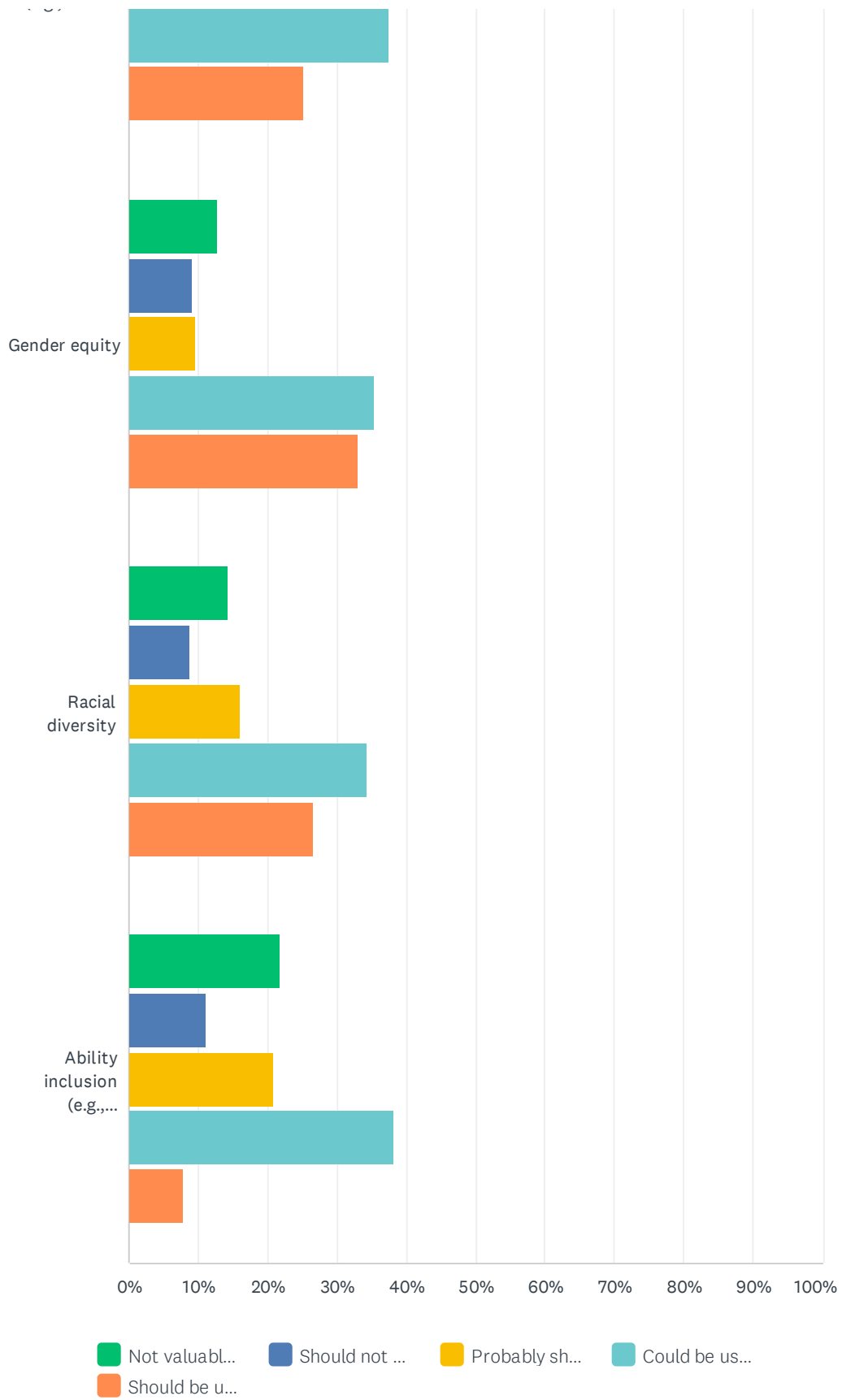
Answered: 142 Skipped: 666

Q17 Please indicate your opinion if an area listed below should be used by USA Ultimate to prioritize YCC bids/invitations.

Answered: 253 Skipped: 555



2024 USA Ultimate Youth Club Competition Structure Survey

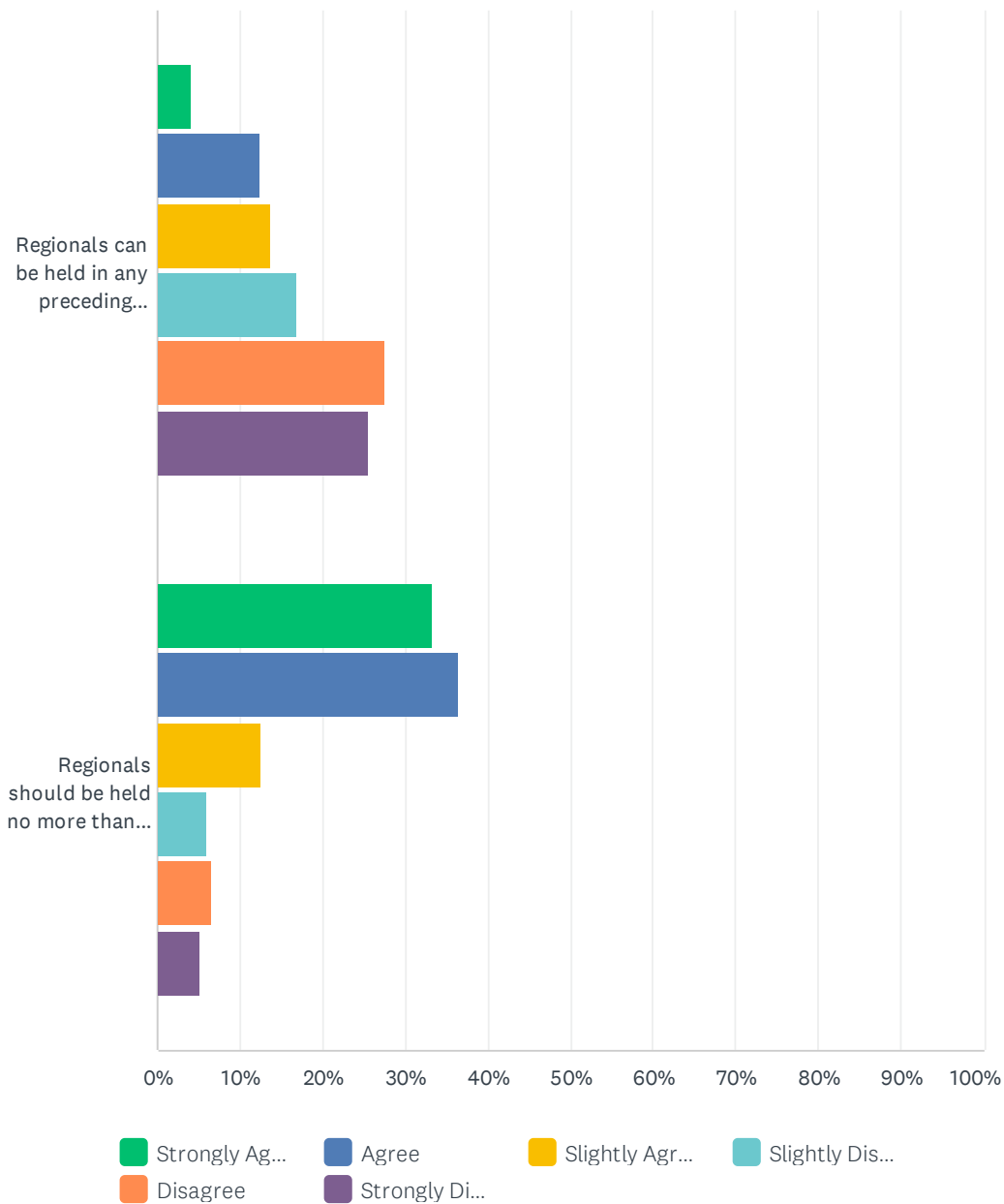


2024 USA Ultimate Youth Club Competition Structure Survey

	NOT VALUABLE AS A DIFFERENTIATOR	SHOULD NOT BE USED	PROBABLY SHOULD NOT BE USED	COULD BE USED	SHOULD BE USED	TOTAL
Growth of youth ultimate locally	9.16% 23	5.18% 13	9.56% 24	45.42% 114	30.68% 77	251
Competitive youth travel events (e.g., state championships, regional tournaments, national team camps, etc.)	8.61% 21	10.66% 26	15.98% 39	39.34% 96	25.41% 62	244
Local youth programs (e.g., youth leagues, hat tournaments, local tournaments, etc.)	7.20% 18	6.40% 16	8.80% 22	46.80% 117	30.80% 77	250
Outreach/intro youth programs (e.g., Learn to Play clinics, Boys & Girls Club outreach, Girls Ultimate Movement programs, etc.)	10.80% 27	10.80% 27	15.60% 39	37.60% 94	25.20% 63	250
Gender equity	12.75% 32	9.16% 23	9.56% 24	35.46% 89	33.07% 83	251
Racial diversity	14.34% 36	8.76% 22	15.94% 40	34.26% 86	26.69% 67	251
Ability inclusion (e.g., wheelchair ultimate)	21.81% 53	11.11% 27	20.99% 51	38.27% 93	7.82% 19	243

Q18 Please indicate how much you agree or disagree with the following statements about the timing of regional qualifiers for YCCs.

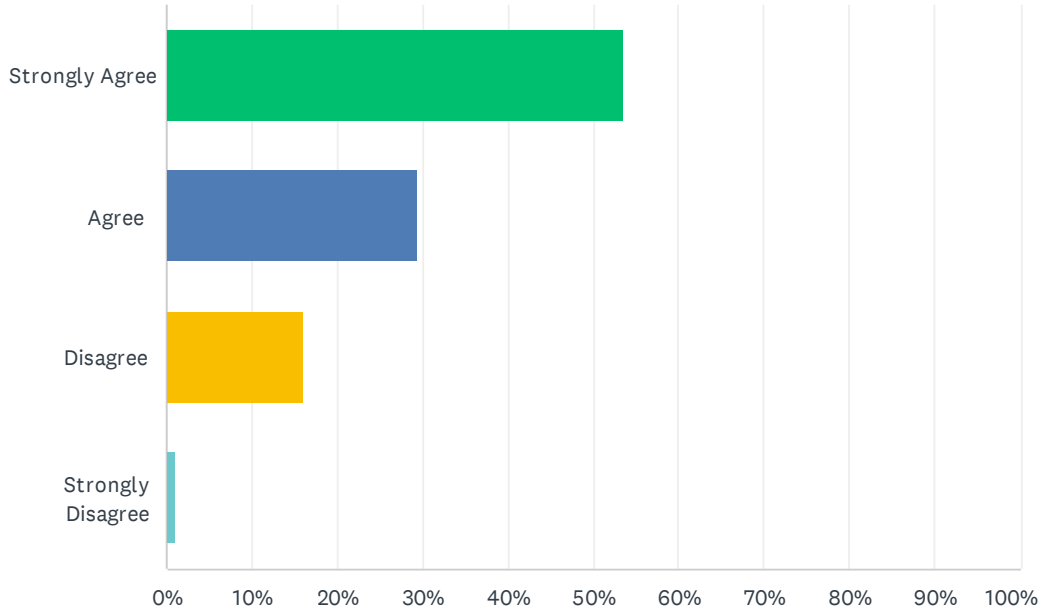
Answered: 256 Skipped: 552



	STRONGLY AGREE	AGREE	SLIGHTLY AGREE	SLIGHTLY DISAGREE	DISAGREE	STRONGLY DISAGREE	TOTAL
Regionals can be held in any preceding season. (e.g., anytime after September for YCCs in Aug).	4.00% 10	12.40% 31	13.60% 34	16.80% 42	27.60% 69	25.60% 64	250
Regionals should be held no more than 4 months before YCC. (e.g., no earlier than April for YCCs in Aug)	33.33% 85	36.47% 93	12.55% 32	5.88% 15	6.67% 17	5.10% 13	255

Q19 Please indicate how much you agree or disagree with: "Youth club national events should be played in the summer and not during the school year."

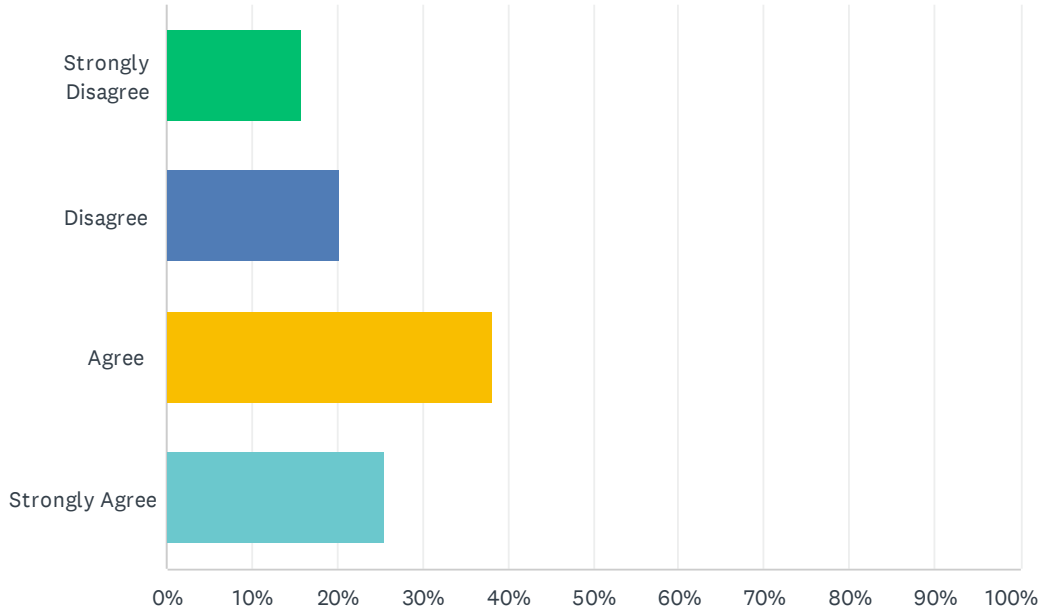
Answered: 258 Skipped: 550



ANSWER CHOICES	RESPONSES	
Strongly Agree	53.49%	138
Agree	29.46%	76
Disagree	15.89%	41
Strongly Disagree	1.16%	3
TOTAL		258

Q20 Please indicate how much you agree or disagree with: "If a youth club national event is hosted during the school year, it should be in the fall season, not the spring season."

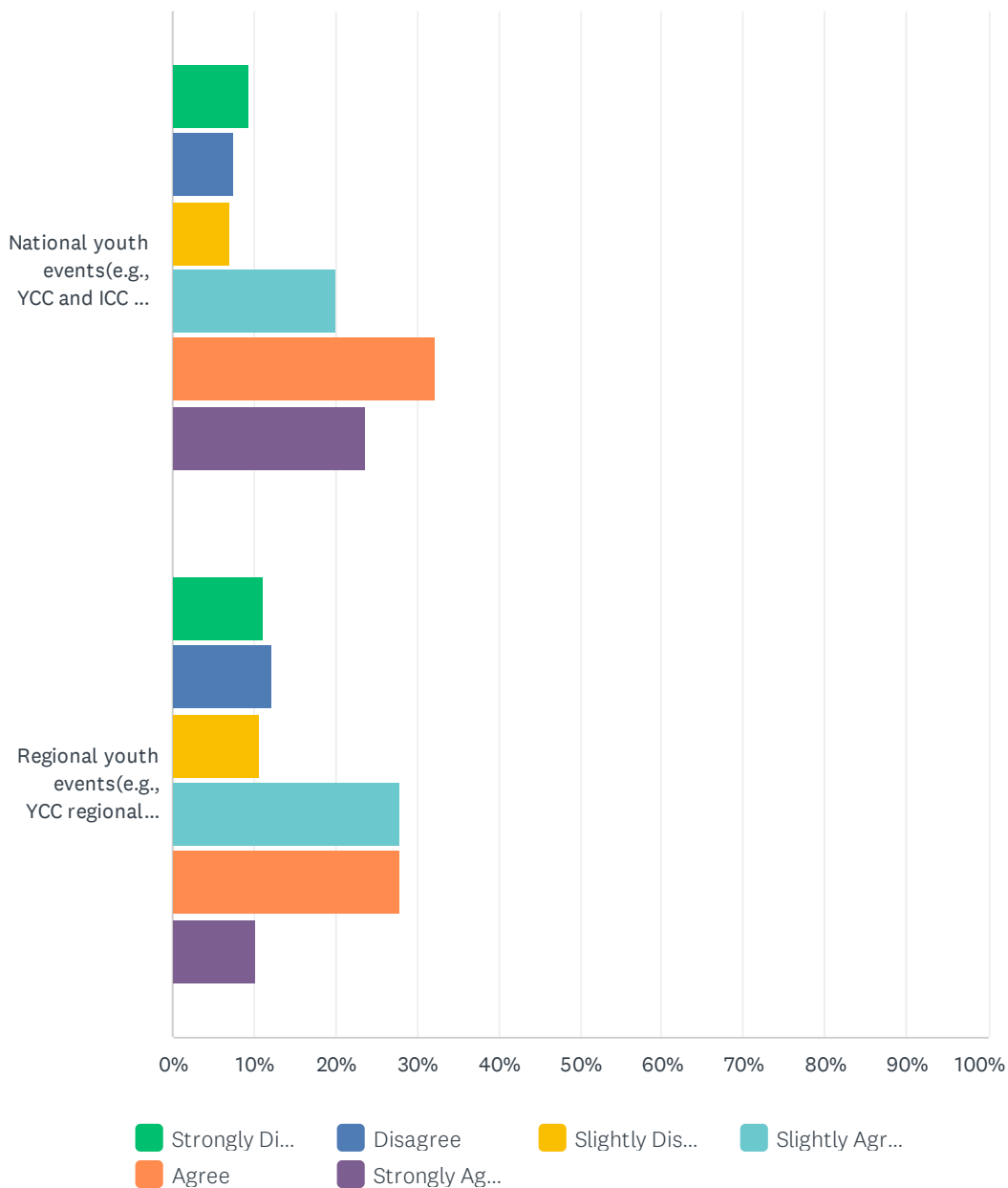
Answered: 246 Skipped: 562



ANSWER CHOICES	RESPONSES	
Strongly Disagree	15.85%	39
Disagree	20.33%	50
Agree	38.21%	94
Strongly Agree	25.61%	63
TOTAL		246

Q21 When possible & feasible, should a youth event be co-hosted alongside an adult or college event? (sharing staff, fields, food, water, other amenities)

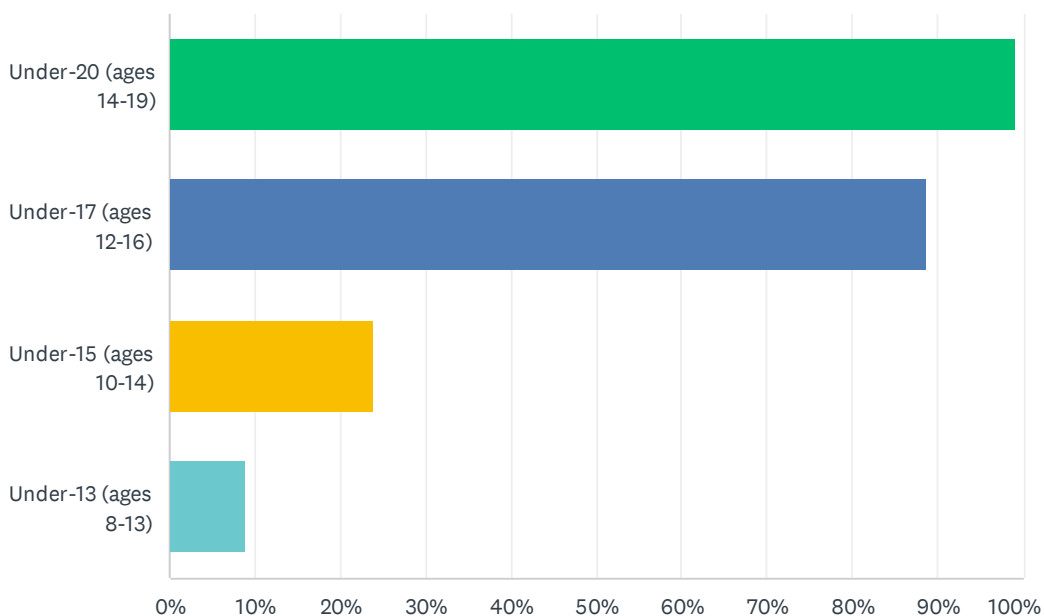
Answered: 256 Skipped: 552



	STRONGLY DISAGREE	DISAGREE	SLIGHTLY DISAGREE	SLIGHTLY AGREE	AGREE	STRONGLY AGREE	TOTAL
National youth events(e.g., YCC and ICC at US Open in August)	9.45% 24	7.48% 19	7.09% 18	20.08% 51	32.28% 82	23.62% 60	254
Regional youth events(e.g., YCC regional qualifiers and college regionals in April)	11.02% 28	12.20% 31	10.63% 27	27.95% 71	27.95% 71	10.24% 26	254

Q22 What age divisions should be included at national championships?

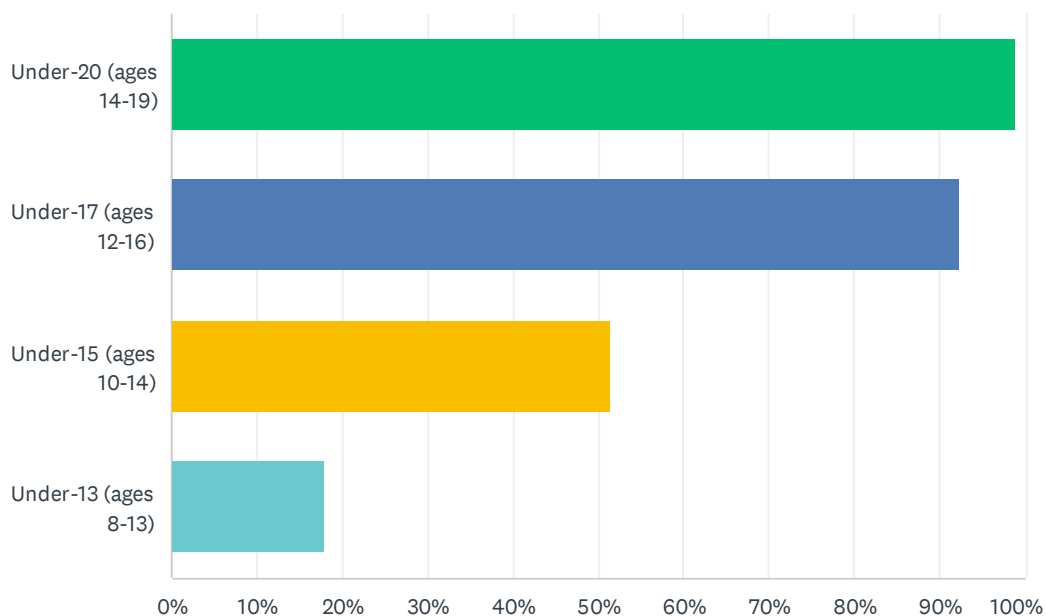
Answered: 259 Skipped: 549



ANSWER CHOICES	RESPONSES	
Under-20 (ages 14-19)	99.23%	257
Under-17 (ages 12-16)	88.80%	230
Under-15 (ages 10-14)	23.94%	62
Under-13 (ages 8-13)	8.88%	23
Total Respondents: 259		

Q23 What age divisions should be included at regional championships?

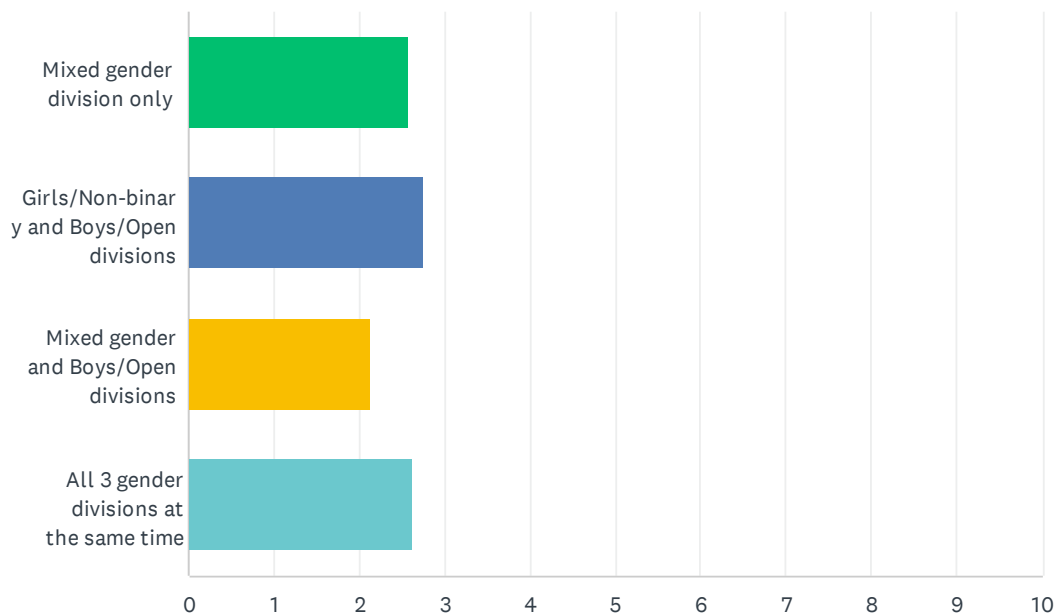
Answered: 257 Skipped: 551



ANSWER CHOICES	RESPONSES
Under-20 (ages 14-19)	98.83% 254
Under-17 (ages 12-16)	92.22% 237
Under-15 (ages 10-14)	51.36% 132
Under-13 (ages 8-13)	17.90% 46
Total Respondents: 257	

Q24 When introducing a new age group in an event, which gender division(s) should be included first?(rank 1 for top preference, 2 for next best, etc.)

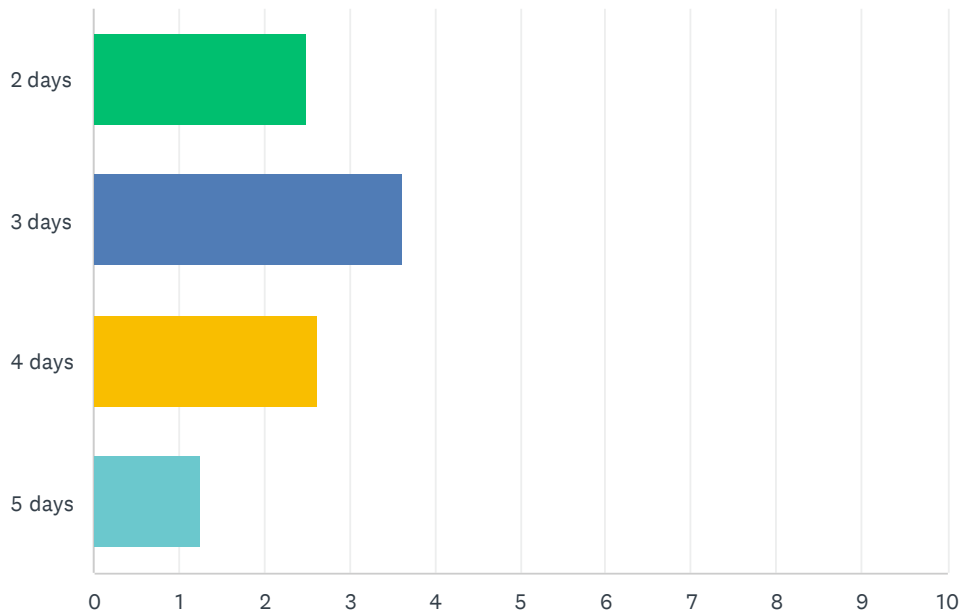
Answered: 250 Skipped: 558



	1	2	3	4	TOTAL	SCORE
Mixed gender division only	29.51% 72	24.18% 59	21.72% 53	24.59% 60	244	2.59
Girls/Non-binary and Boys/Open divisions	27.80% 67	31.12% 75	30.71% 74	10.37% 25	241	2.76
Mixed gender and Boys/Open divisions	11.49% 27	26.81% 63	25.53% 60	36.17% 85	235	2.14
All 3 gender divisions at the same time	34.85% 84	18.67% 45	20.33% 49	26.14% 63	241	2.62

Q25 How many days long should a summer youth national event be?(rank 1 for top preference, 2 for next best, etc.)

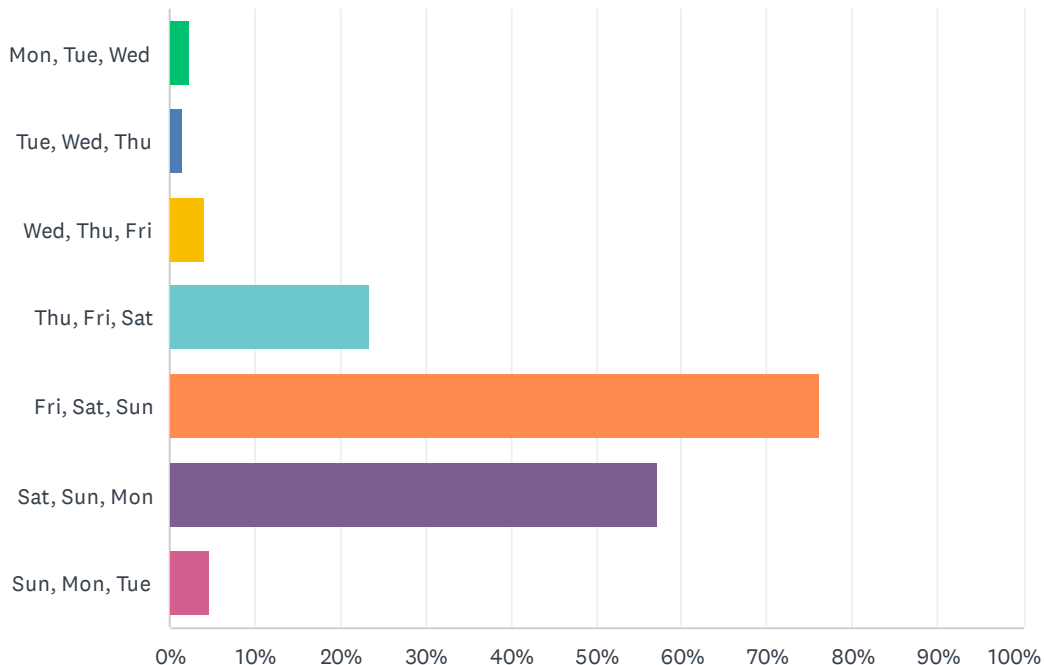
Answered: 258 Skipped: 550



	1	2	3	4	TOTAL	SCORE
2 days	11.65% 29	41.37% 103	32.53% 81	14.46% 36	249	2.50
3 days	70.43% 181	23.35% 60	5.06% 13	1.17% 3	257	3.63
4 days	15.48% 39	32.54% 82	50.40% 127	1.59% 4	252	2.62
5 days	2.42% 6	3.23% 8	11.69% 29	82.66% 205	248	1.25

Q26 Which days of the week are ideal for a 3-day summer national championship?

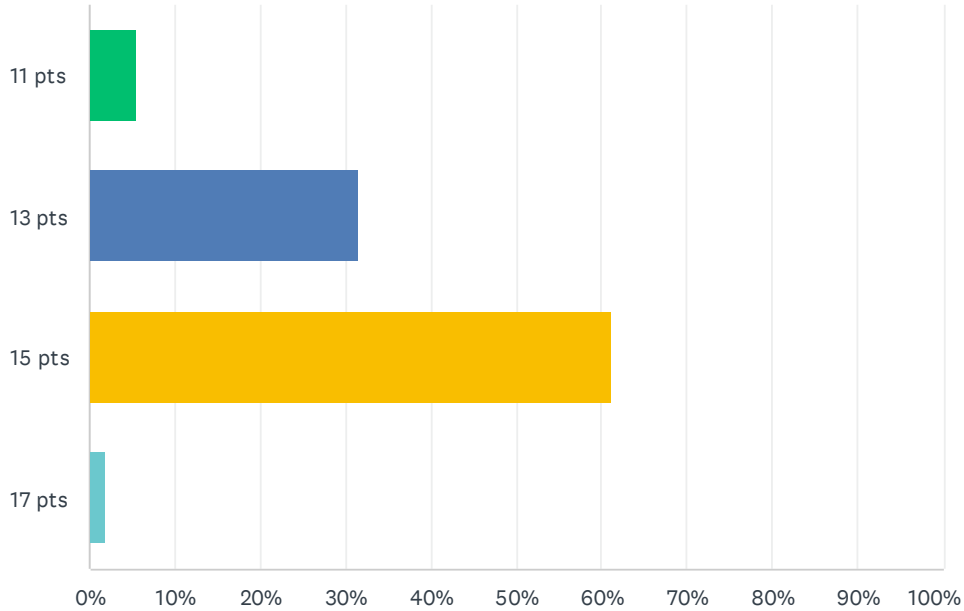
Answered: 252 Skipped: 556



ANSWER CHOICES	RESPONSES	
Mon, Tue, Wed	2.38%	6
Tue, Wed, Thu	1.59%	4
Wed, Thu, Fri	3.97%	10
Thu, Fri, Sat	23.41%	59
Fri, Sat, Sun	76.19%	192
Sat, Sun, Mon	57.14%	144
Sun, Mon, Tue	4.76%	12
Total Respondents: 252		

Q27 What winning score should competitive Youth Club games be played to?

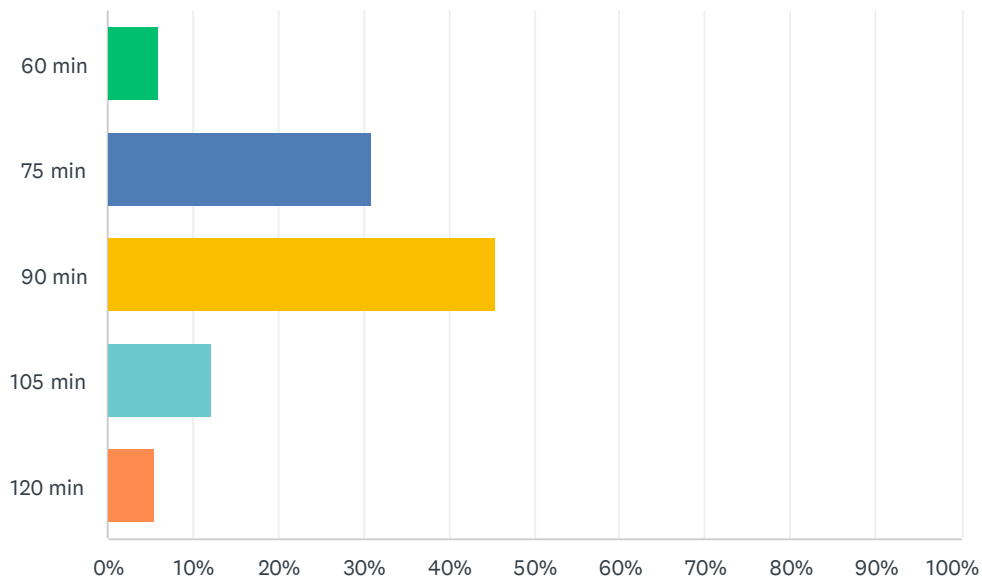
Answered: 257 Skipped: 551



ANSWER CHOICES	RESPONSES	
11 pts	5.45%	14
13 pts	31.52%	81
15 pts	61.09%	157
17 pts	1.95%	5
TOTAL		257

Q28 How long should competitive youth club games last? (from game start to hard cap)

Answered: 253 Skipped: 555



ANSWER CHOICES	RESPONSES
60 min	5.93% 15
75 min	30.83% 78
90 min	45.45% 115
105 min	12.25% 31
120 min	5.53% 14
TOTAL	253

Q29 Additional comments on any of the above?

Answered: 16 Skipped: 792

Q30 (Optional) What is your email address? (May be used to follow up on comments or provide future survey results and restructuring details.)

Answered: 203 Skipped: 605

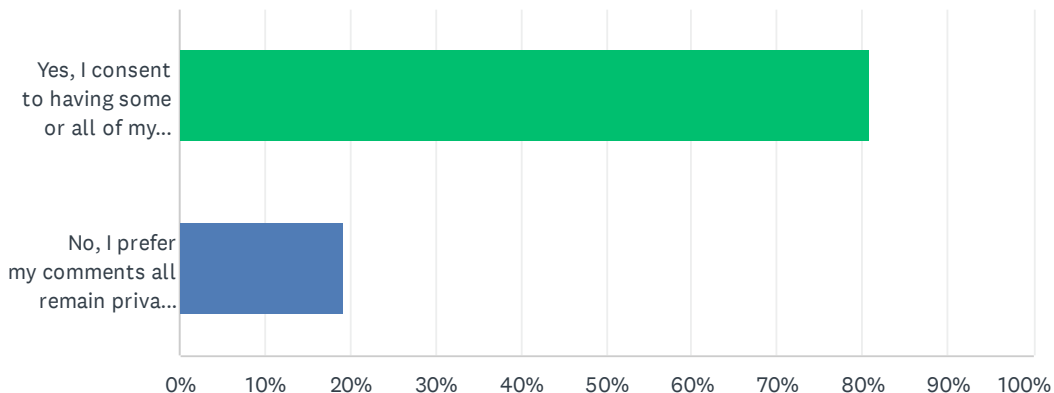
Q31 (Optional) What is your name?

Answered: 203 Skipped: 605

ANSWER CHOICES	RESPONSES	
First Name:	100.00%	203
Last Name:	98.52%	200

Q32 (Optional) We plan to publish survey results. When we do, we may include some individual comments. Do you consent to allow any of your comments to be published, or do you prefer they remain unpublished and private?

Answered: 265 Skipped: 543



ANSWER CHOICES	RESPONSES	
Yes, I consent to having some or all of my comments published.	80.75%	214
No, I prefer my comments all remain private and unpublished.	19.25%	51
TOTAL		265